

THE OHIO PICTURE

AN UPDATE

***Ohio Association of
County Boards of
MRDD
25th Annual
Convention
October 27, 2008***



**John Martin, Director
Ohio Department of MRDD**



Ohio.gov | MRDD

THE OHIO PICTURE

AN UPDATE

WHAT'S IMPORTANT?



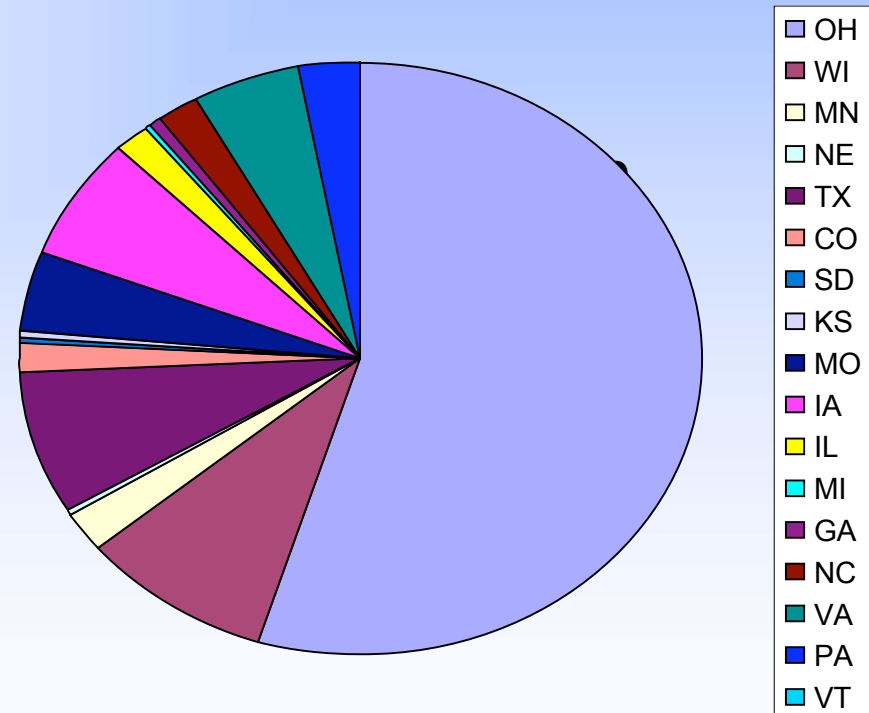
THE OHIO PICTURE

AN UPDATE

We live in a state unlike other states

We have more local money in our system (total and percentage) than any other state.

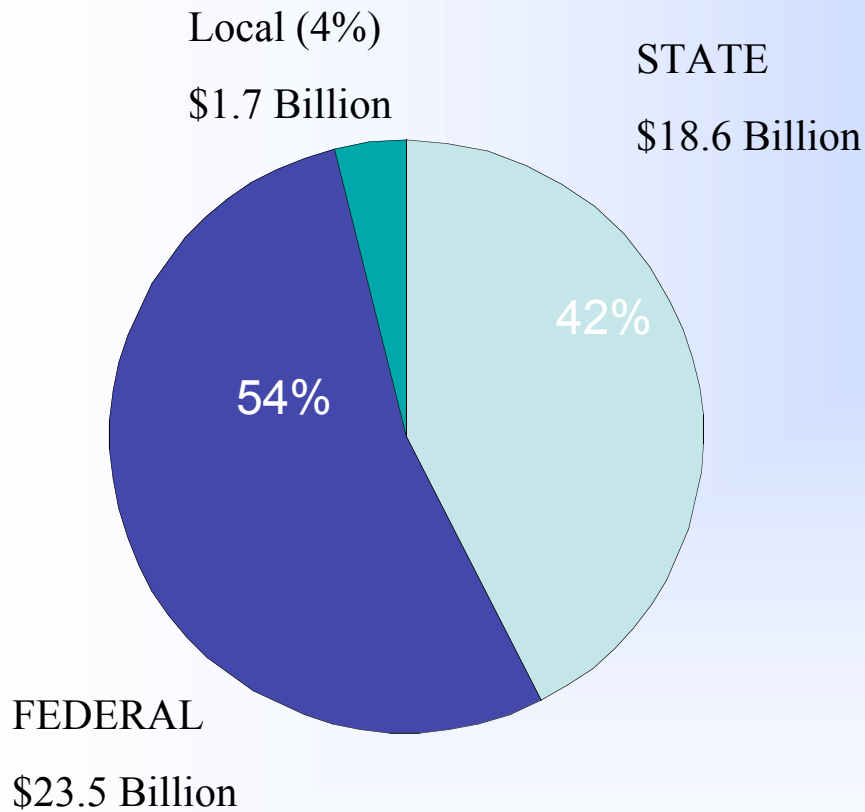
Local Spending in MRDD



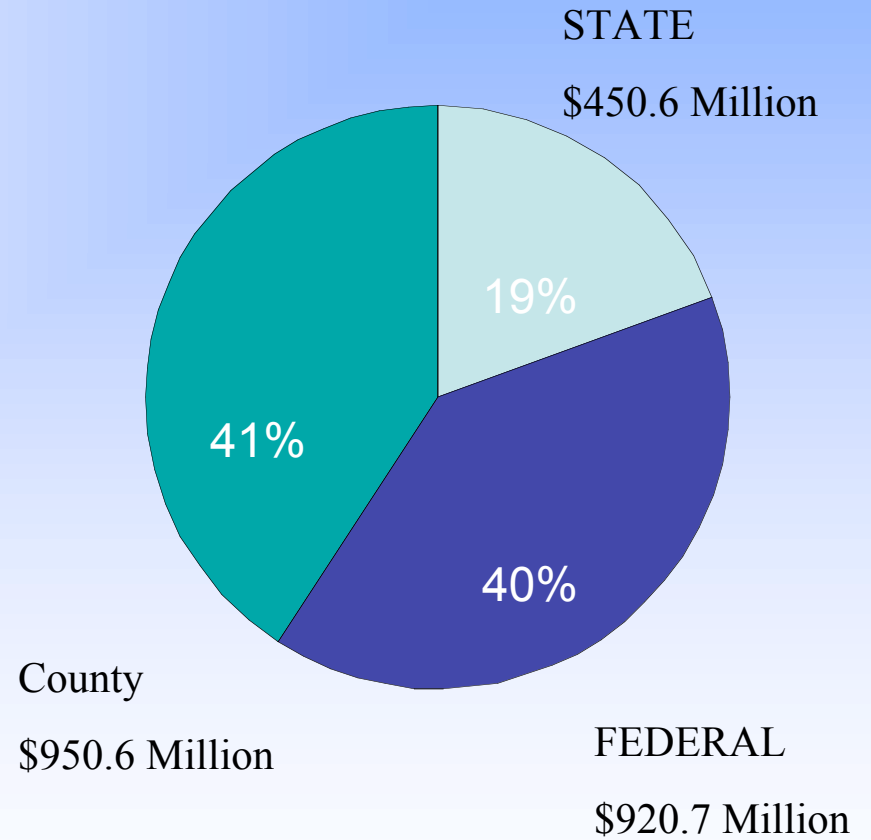
THE OHIO PICTURE

AN UPDATE

United States



Ohio



Source: Braddock et al., State of the States in Developmental Disabilities, University of Colorado, 2008.



THE OHIO PICTURE

AN UPDATE

We are first in county money

United States

4%

Ohio

41%



THE OHIO PICTURE

AN UPDATE

We are 47th in federal money

United States

54%

Ohio

40%



THE OHIO PICTURE

AN UPDATE

**We have less state money
(as a percentage) in our system than any
other state except Iowa.**

United States

42%

Ohio

19%



THE OHIO PICTURE

AN UPDATE

We rank 3rd out of 50 in percentage of unmatched dollars in our system.

Non-Medicaid Spending

United States

22%

Ohio

42%



THE OHIO PICTURE

AN UPDATE

**Our counties are as different from each other
as Ohio is from other states**

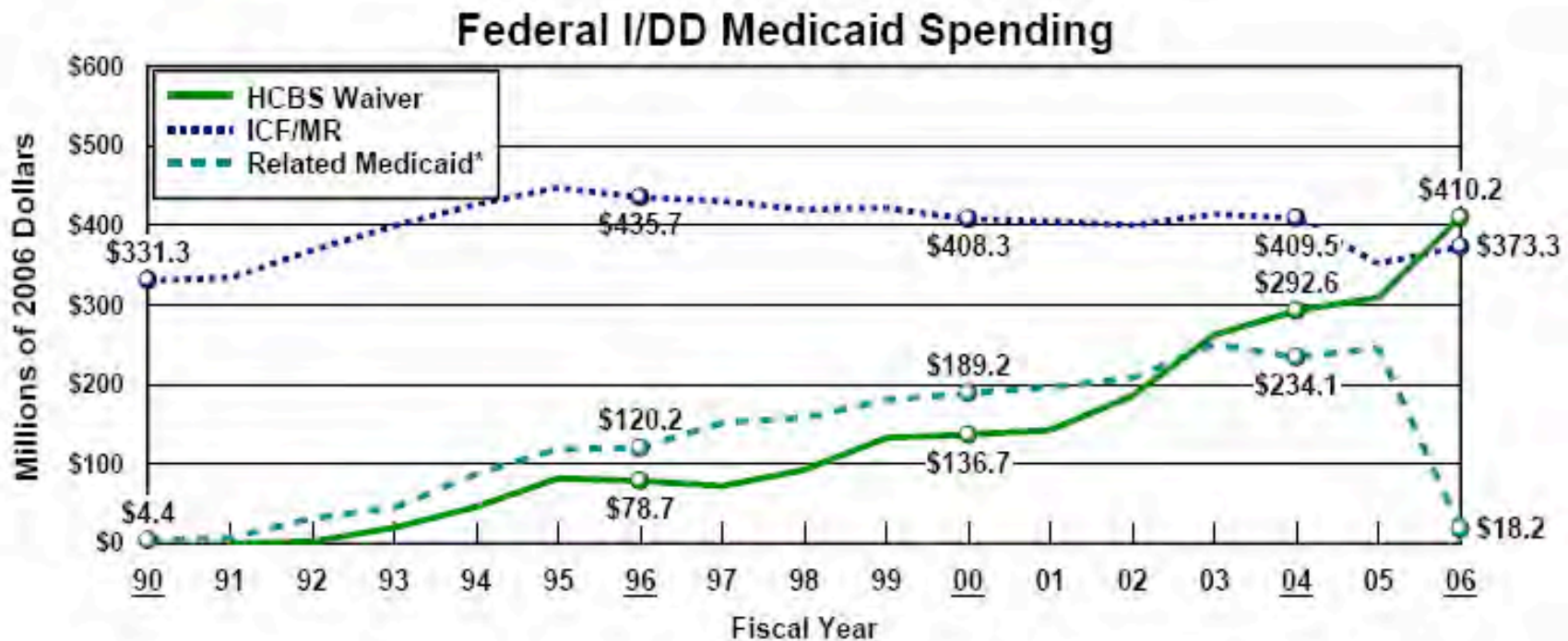
- Cost per IIF person varies from \$6,238 to \$43,511
- State dollars per person varies from \$1,574 to \$9,060
- Local dollars per person varies from \$2,504 to \$28,373
- Federal dollars per person varies from \$1,405 to \$15,606
- State percentage of individual budget is 35% to 0.5%



THE OHIO PICTURE

AN UPDATE

Our waiver to ICF/MR comparison crossed the Jordan River in 2006.



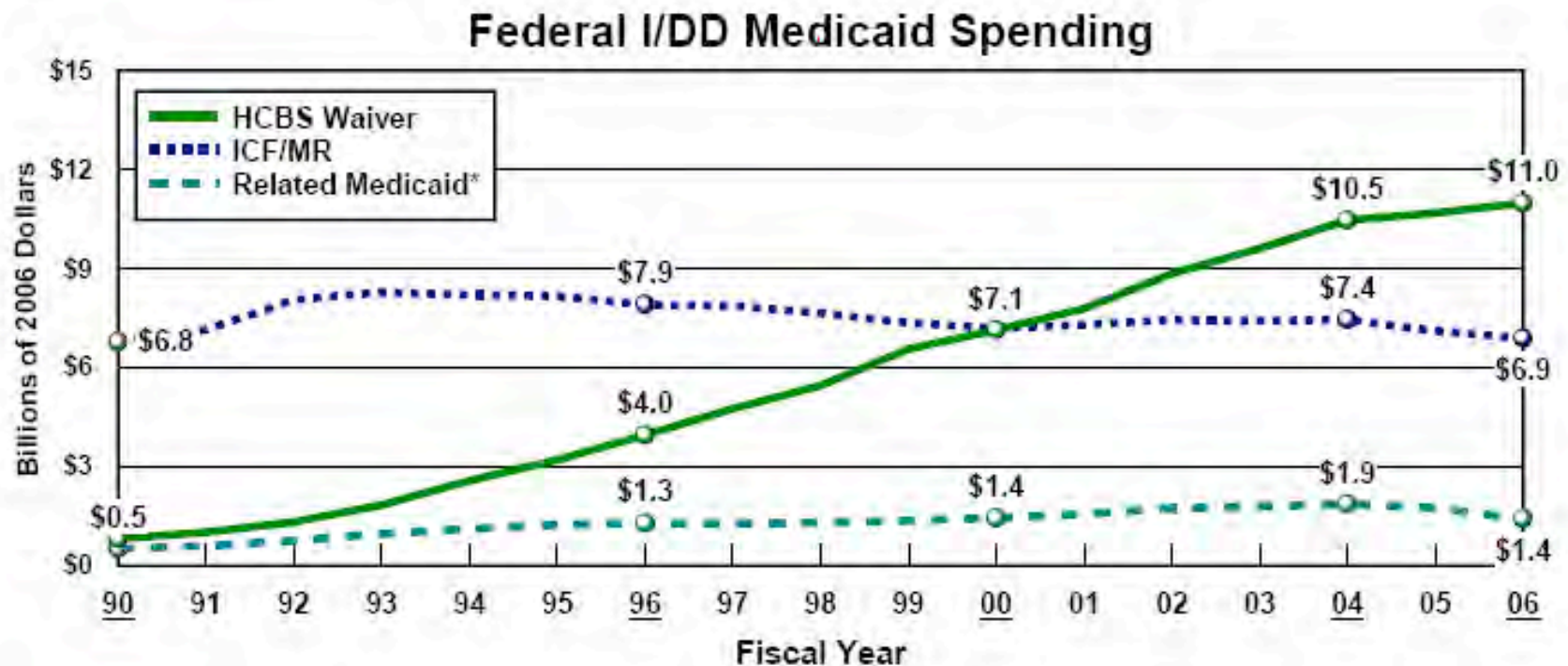
Source: Braddock, Hemp, & Rizzolo, Coleman Institute and Department of Psychiatry, University of Colorado, 2005.



THE OHIO PICTURE

AN UPDATE

Nine states have yet to cross the Jordan River in 2006. Of the 41 states that have crossed, the average year was 1997 – Ohio was nine years behind.



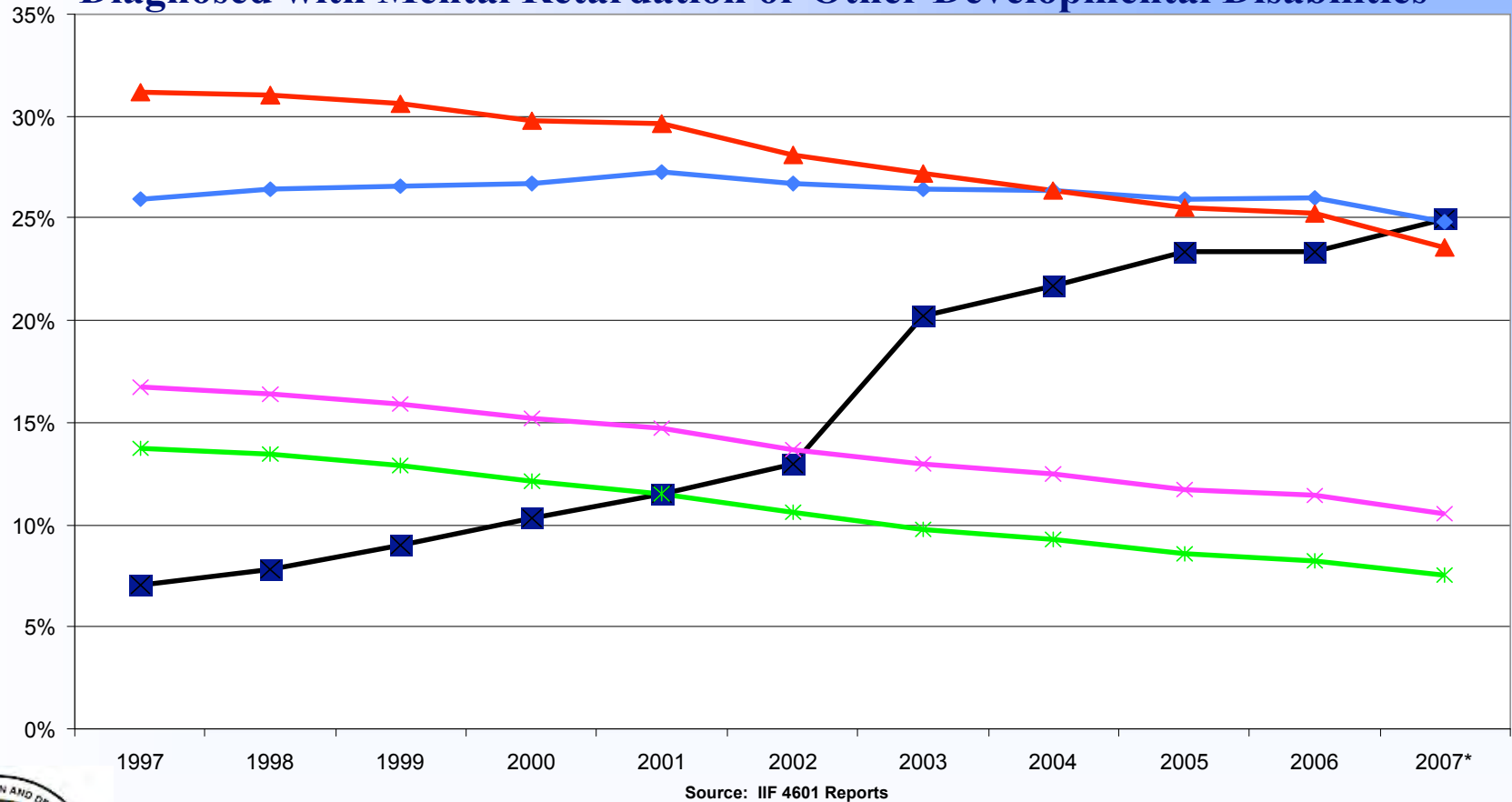
Source: Braddock, Hemp, & Rizzolo, Coleman Institute and Department of Psychiatry, University of Colorado, 2005.



THE OHIO PICTURE

THE DEMOGRAPHICS APPEAR TO BE CHANGING

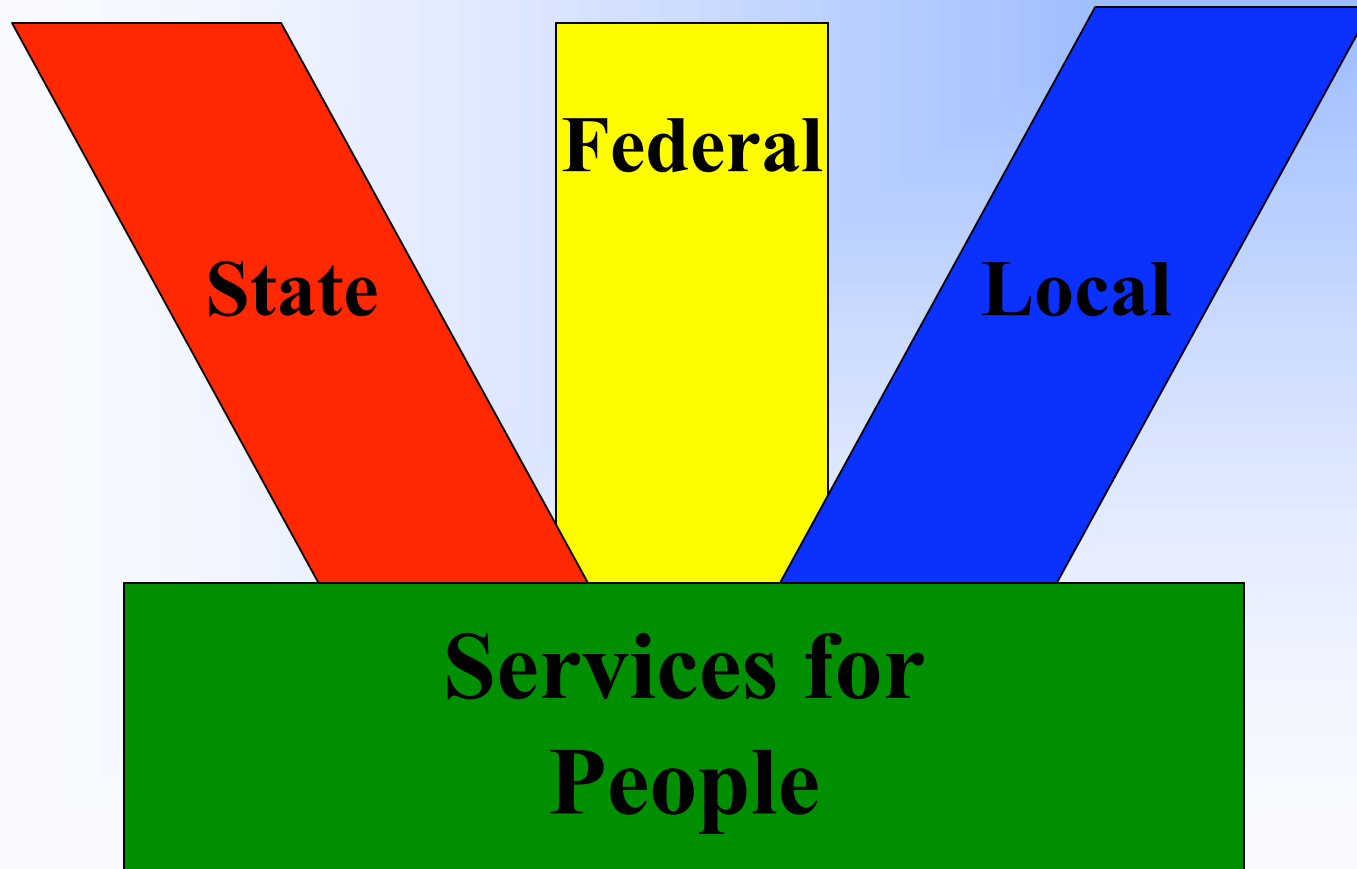
Percentage of Individuals Served by County Boards Age 6+ Who are Diagnosed with Mental Retardation or Other Developmental Disabilities



THE OHIO PICTURE

AN UPDATE

Our Streams Are In Trouble



THE OHIO PICTURE

THE STATE STREAM – THE ECONOMY

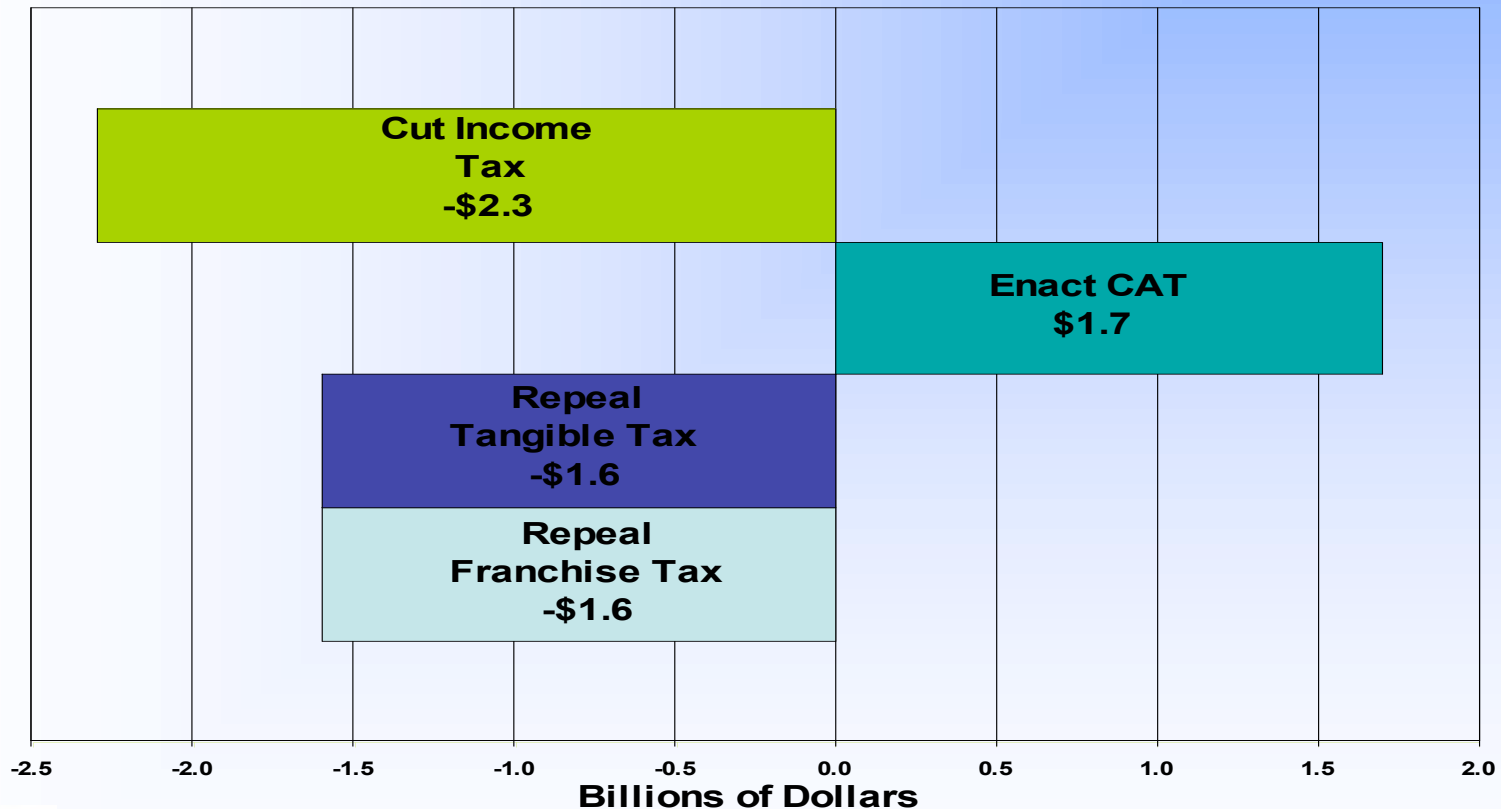
	FY 2009	FY 2009	FY 2009	February
	HB 119	Revised	Revised	To July
REVENUE SOURCE	As Enacted	February 2008	July 2008	Change
Auto Sales & Use	1,023.9	960.0	860.0	-100.0
Non-Auto Sales & Use	6,923.6	6,832.2	6,775.0	-57.2
Total Sales & Use	7,947.5	7,792.2	7,635.0	-157.2
Personal Income	9,201.0	9,096.1	8,718.0	-378.1
Corporate Franchise	521.8	470.0	495.0	25.0
Public Utility	181.0	168.0	177.3	9.3
Kilowatt-Hour Tax	124.9	128.9	130.0	1.1
Foreign Insurance	271.0	271.0	264.8	-6.2
Domestic Insurance	172.5	172.5	167.7	-4.8
Cigarette	941.7	941.7	917.0	-24.0
Estate	87.0	70.0	65.0	-5.0
Total Tax Receipts	19,563.6	19,225.6	18,685.0	-540.6



THE OHIO PICTURE

THE STATE STREAM – 2006 TAX REFORM

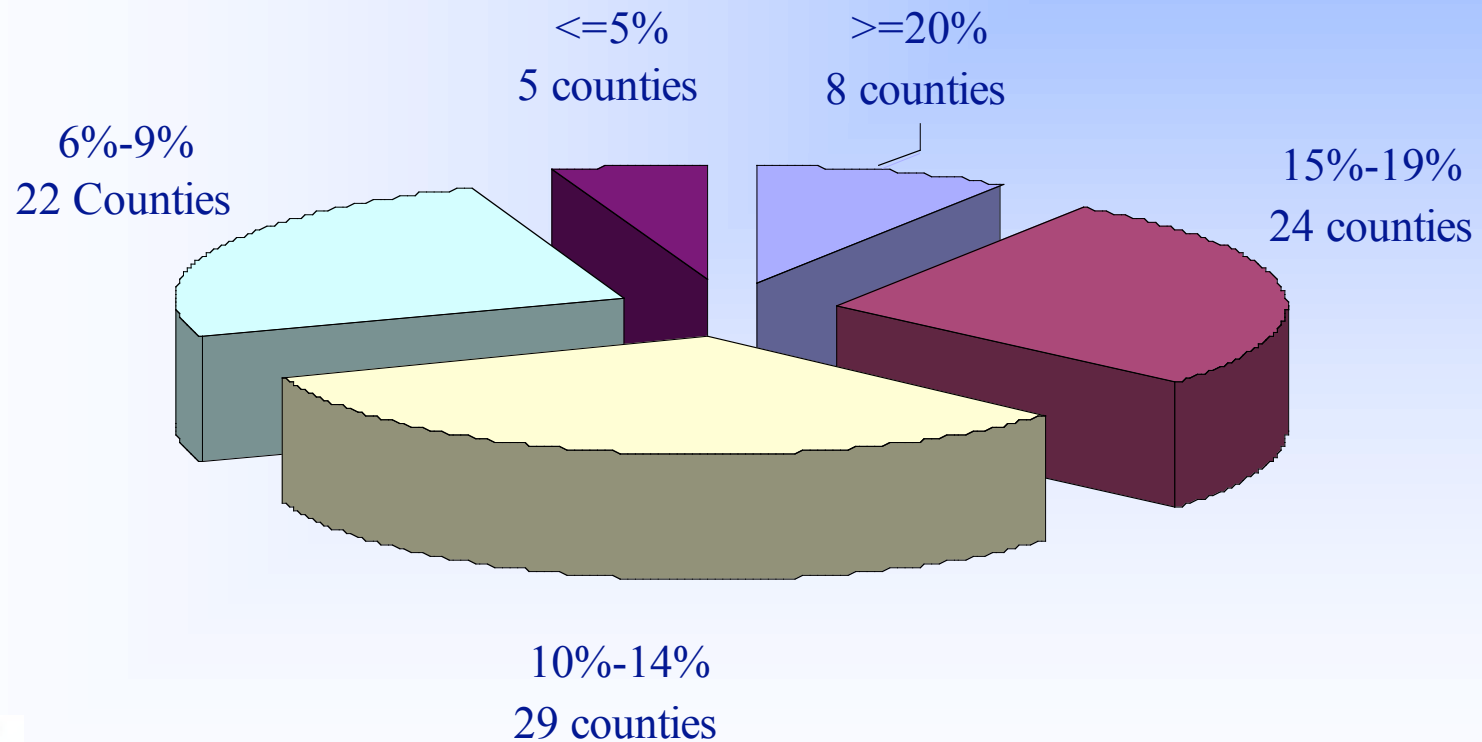
\$3.9 Billion Annual Tax Relief From Long-Term Reforms (FY 2010)



THE OHIO PICTURE

THE LOCAL STREAM

Percentage of Local Revenue Lost Resulting from Tax Changes



THE OHIO PICTURE

AN UPDATE

Differential Impact



**Less
State**



**Less
County**

- Local dollars per person varies from \$2,504 to \$28,373
- Federal dollars per person varies from \$1,405 to \$15,606
- State percentage of individual budget is 35% to 0.5%



THE OHIO PICTURE

AN UPDATE

Our waiver costs vary significantly from county to county – from an average of \$19,786 to an average of \$55,164



THE OHIO PICTURE

AN UPDATE

**Our average waiver setting size
per county varies from 1.22
people to 6.21 people**



THE OHIO PICTURE

AN UPDATE

Average waiver cost at all settings - \$44,185 (non-day cost)

Average waiver cost living with family - \$22,000 (non-day cost)



THE OHIO PICTURE

AN UPDATE

We know from looking at our data that four-, five- & six-person settings cost (per person) \$7,608 per year less than one-, two- & three- person settings (family removed from all settings)



THE OHIO PICTURE

INDIVIDUAL OPTIONS WAIVER

How the Money is being spent

IO Service	Total Reimbursed	% of Cost	Count	Cost Per User
DAY SERVICES	\$150,727,846	19.91%	9,709	\$15,525
HPC-OSOC	\$34,223,619	4.52%	4,067	\$8,415
HPC-ROUTINE	\$551,809,495	72.90%	13,144	\$41,982
TRANSPORTATION (HPC)	\$14,879,104	1.97%	11,598	\$1,283
OTHER	\$5,316,873	0.70%	2,119	\$2,509
TOTALS	\$756,956,937	100.00%		

- Payments based on date of voucher creation
- Includes match value of county board provided day services
- Other includes nine waiver services
- The number of individuals for the other column may be duplicated



THE OHIO PICTURE

LEVEL 1 WAIVER

How the Money is being spent

LV1 Service	Total Reimbursed	% of Cost	Count	Cost Per User
DAY SERVICES	\$44,047,823	77.50%	3,284	\$13,413
HPC-OSOC	\$61,001	0.11%	122	\$500
HPC-ROUTINE	\$7,677,212	13.51%	2,720	\$2,823
TRANSPORTATION (HPC)	\$2,550,311	4.49%	2,409	\$1,059
OTHER	\$2,502,403	4.40%	991	\$2,525
TOTALS	\$56,838,750	100.00%		

- Payments based on date of voucher creation
- Includes match value of county board provided day services
- Other includes five waiver services
- The number of individuals for the other column may be duplicated



THE OHIO PICTURE

AN UPDATE

**20% of our adults are
competitively employed**



THE OHIO PICTURE

WE HAVE SLOWED THE WAIVER COST GROWTH

IO Enrollees Excluding Martin and FY 08 Adjusted for New Enrollees

Fiscal Year	Individuals	Net Increase	IO Cost	Avg Cost	% Change
2002	7,884		\$267,262,280	\$33,899	
2003	9,742	1,858	\$382,714,914	\$39,285	15.89%
2004	10,786	1,044	\$440,311,958	\$40,823	3.91%
2005	11,603	817	\$488,742,463	\$42,122	3.18%
2006	11,870	267	\$519,581,102	\$43,773	3.92%
2007	12,198	328	\$538,247,424	\$44,126	0.81%
2008	12,991	793	\$575,216,468	\$44,278	0.34%



THE OHIO PICTURE

AN UPDATE


The Last Stream is the Federal Stream



THE OHIO PICTURE

AN UPDATE

THE BIG UNKNOWN



Who will win?

What will they do?

Go to their web sites to read what they say

